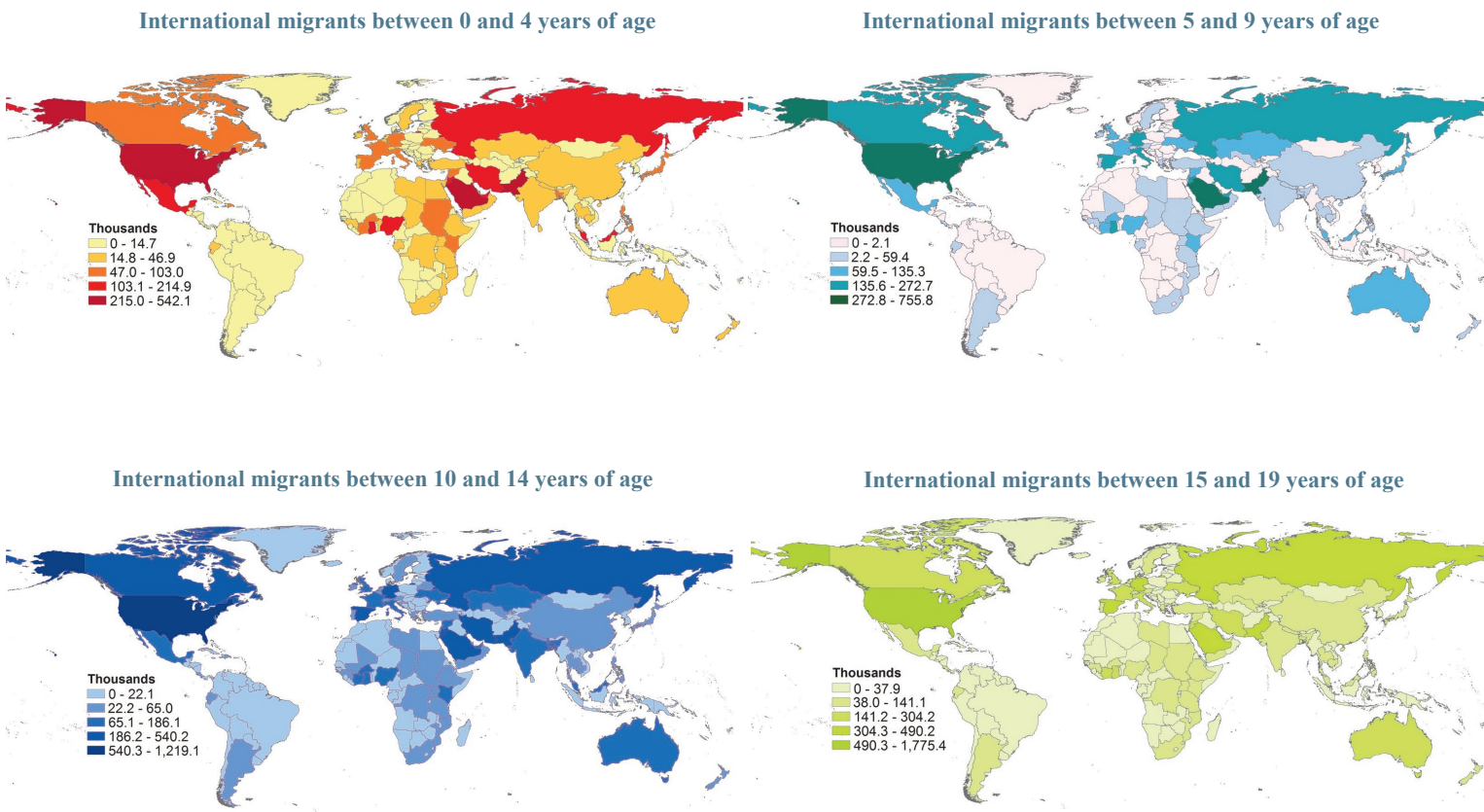


Global estimates of international migrant children and adolescents



Among the 33 million international migrants under 20 years of age, 15 to 19 year olds make up the largest group, accounting for some 33 per cent (11 million) of all migrants under the age of 20, followed by the 10-14 age group, which represents around 26 per cent (9 million) of the total migrant population under 20 years of age. Age groups 5 to 9 and 0 to 4 represent 22 (7 million) and 18 per cent (6 million) of the total migrant population under 20 years of age, respectively.

www.MigrantInfo.org
UNICEF
Division of Policy and Practice
3 United Nations Plaza
New York, NY 10017

Notes:
- Changes from previous versions of this poster reflect estimates up to mid-2010 rather than latest available data points.
- Data includes foreign born and foreign citizens. Foreign born refers to persons born outside the country of enumeration. Foreign citizen refers to persons who do not have the citizenship of the country of enumeration. Scales are drawn using Jenks natural breaks to reflect the nature of the distributions.
- The designations “least developed”, “developed countries” and “developing countries” are used for statistical purposes and do not reflect any judgement about the stage reached by a particular country in the development process. Developed countries are those in Europe, North America plus Australia, New Zealand and Japan. Developing countries are all the rest.
- See <http://www.unicef.org/infobycountry/index.html> for UNICEF’s regional composition.

The boundaries and the names shown and the designations used on all of these maps do not imply official endorsement or acceptance by the United Nations.

migration data

Children, Adolescents and Migration: Filling the evidence gap

MigrantInfo is an online database containing data on indicators related to global migration. Developed by UNICEF in partnership with the United Nations Population Division and the University of Houston. **MigrantInfo** allows users to generate tables, graphs and maps using the latest available estimates of the international migrant stock, disaggregated by age and gender.

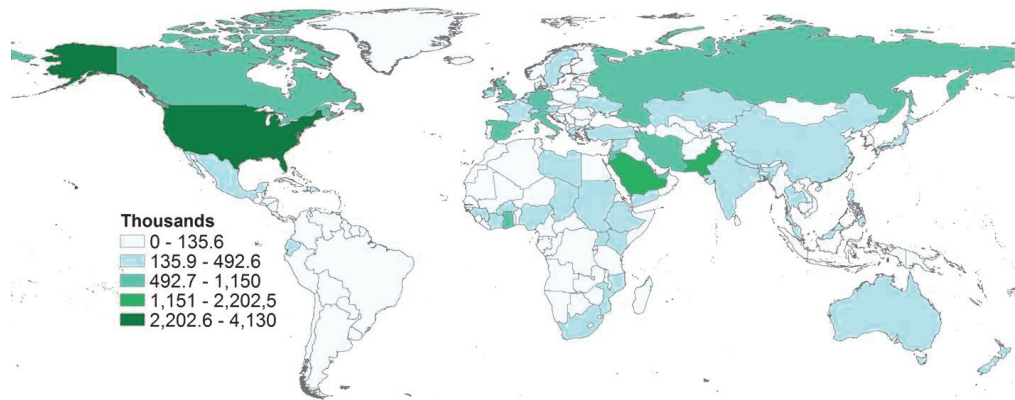
For more information, go to www.MigrantInfo.org

The issue of international migration has risen on the agenda of policy-makers around the world. Responding to the increased demand for policy relevant information on international migration, UNICEF has partnered with the Population Division of the United Nations Department of Economic and Social Affairs (UN/DESA) to develop estimates of the global stock of international migrant children and adolescents. This brief presents the first results of this initiative.

Many countries collect data on persons under 20 years of age who were born outside the country of enumeration and who may or may not be a citizen of that country, usually as part of the population census or through administrative means. While more information on migrant children and adolescents has become available in the recent past, harmonized estimates for all countries and areas in the world were, so far, not available. The partnership between UNICEF and UN/DESA aims to fill this void by developing estimates of the global stock of international migrant children and adolescents. The global estimates will allow policymakers to understand the levels and trends of child and adolescent migration across the world, and support partners in developing and developed countries to formulate coherent policies aimed at ensuring the rights of migrant children and adolescents in accordance with the 1990 Convention on the Rights of the Child and other relevant international instruments. Furthermore, these estimates support the efforts of policymakers at national and regional levels to design and implement evidence-based policies that aim to maximize the positive effects of migration and to minimize its negative effects on migrant families and communities in countries of origin and destination.

Valid and reliable data for policy coherence to ensure the rights of migrant children and adolescents

International Migrants under the Age of 20

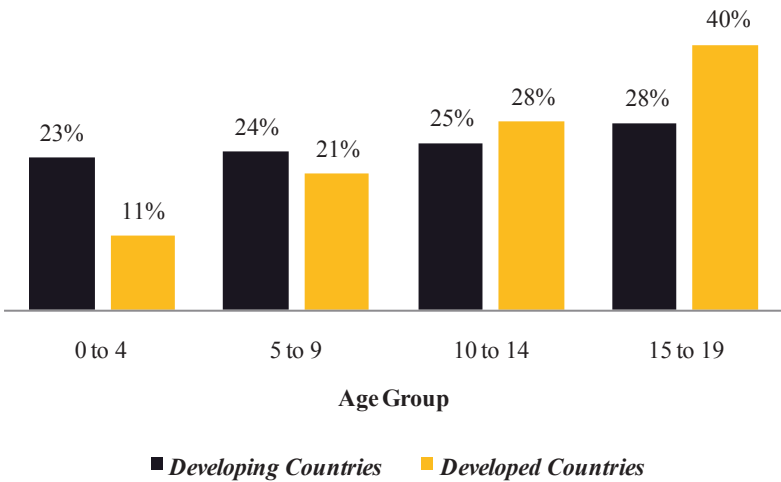


About 33 million international migrants around the globe are under 20 years of age.

There are some 33 million migrants under the age of 20, which represents around 15 percent per cent of the total migrant population. Children and adolescent migrants represent around 29 per cent (3 million) of the total migrant population in least developed countries.

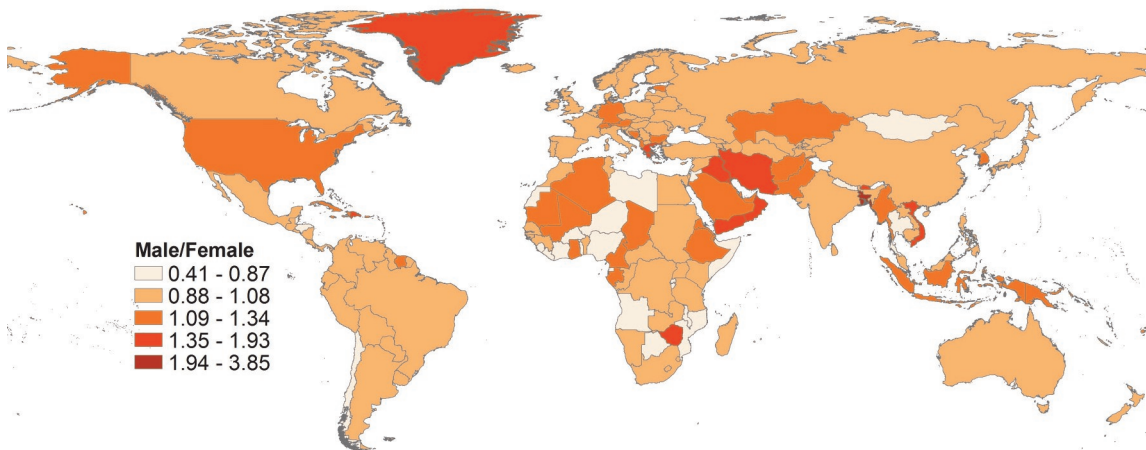
There are important regional differences. In *industrialized countries* and the *Central and Eastern Europe and the Commonwealth of Independent States* region, migrants under 20 years of age account for 10 percent of the total migrant population, followed by the *East Asia and the Pacific* region with 22 per cent. In *Latin American and the Caribbean* and the *Eastern and Southern Africa* region, migrants between 0 and 19 years of age represent around 23 percent of the total migrant population in those regions, while in the *Middle East and Northern Africa* region, migrants under 20 years make up 24 per cent of the total migrant population. In the *South Asia* region, children and adolescent migrants represent 25 per cent of the total migrant population while in the *Western and Central Africa* region, the migrant population under 20 years represents 32 per cent.

A majority of migrants under 20 years of age reside in developing countries.



Some 13 million migrant children and adolescent reside in developed countries, which represents around 40 per cent of the total migrant population under 20 years of age. In contrast, approximately 20 million international migrants under 20 years of age reside in developing countries representing 60 per cent of the total migrant population between 0 and 19 years of age. Among the migrants under 20 years of age, the 15-19 age group is the largest in both developing and developed regions, representing 28 and 40 per cent, respectively. The 0-4 age group represents 23 per cent of migrants under 20 years of age in developing countries and 11 per cent in developed countries.

Sex Ratio (Male/Female)

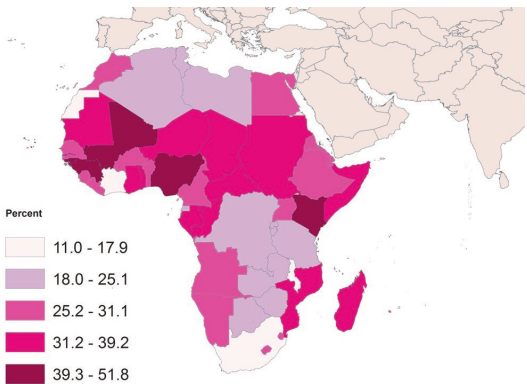


Among children and adolescents, male migrants outnumber female migrants in all areas of the world.

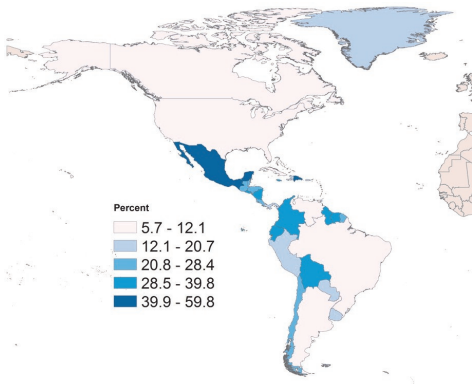
Male migrants under 20 years of age outnumber female migrants. Globally, there are 94 female migrants for every 100 male migrants under the age of 20.

Migrant females are least numerous in developed countries in comparison to developing countries. For every 100 male migrants under 20 years of age in developed countries, there 93 female migrants, while in developing countries for every 100 male migrants there are 95 female migrants.

Regional differences exist also among the proportion of male and female children and adolescent migrants. In the Americas, Asia and Oceania and Europe, there are 91, 91 and 95 female migrants for every 100 male migrants between 0 and 19 years of age, respectively. In contrast, in Africa for every 100 male migrants there are 108 female migrants under the age of 20.

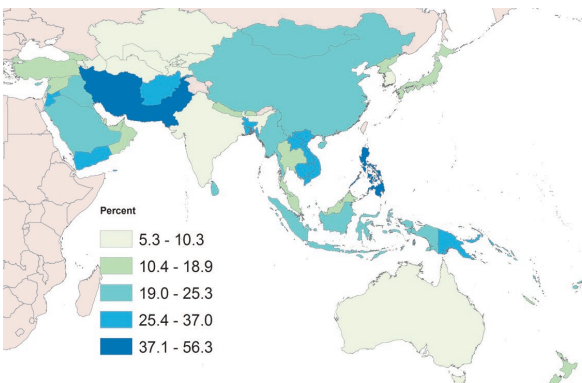


Africa

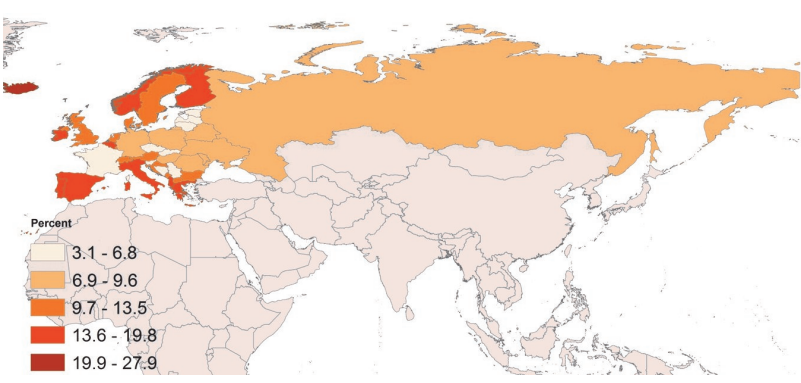


Americas

Proportion of international migrants under the age of 20 is greatest in Africa, followed by Asia & Oceania, the Americas and Europe.



Asia & Oceania



Europe

Percentage of International Migrants under the Age of 20